SAUTER

de SmartActuator für Kugelhahn
fr SmartActuator pour vanne à boule
en SmartActuator for ball valve
it SmartActuator per valvola a sfera
es SmartActuator para válvula de bola
sv SmartActuator för kulventil
nl SmartActuator voor kogelafsluiter

de Montagevorschrift
fr Instruction de montage
en Fitting instructions
it Intruzioni di montaggio
es Instrucciones de montaje
sv Monteringanvisning
nl Montagevoorschrift

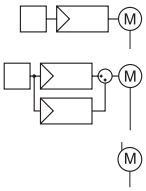

AKM115SAF332

de Installationsanweisung für die Fachkraft/Monteur
fr Instructions de montage pour technicien/monteur
en Fitting instructions for technicians/fitters
it Istruzioni per l'installazione per personale qualificato/installatori
es Manual de instalación para el especialista/montador
sv Installationsanvisningar för installatör/montör
nl Installatie-instructie voor de technicus/monteur

de Einsatz bei defektem Kabel verboten
fr Usage interdit avec câble défectueux
en Do not use if the cable is defective
it Impiego vietato nel caso di cavo danneggiato
es Está prohibido el uso con un cable defectuoso
sv Förbjuden att använda vid skadad kabel
nl Gebruik bij defecte kabel verboden

de Verschmutzungsgrad II, Überspannungskategorie III, nach EN 60730.
fr Degré de pollution II, catégorie surtension III, selon EN 60730.
en Pollution degree II, over voltage category III, as per EN 60730.
it Grado di insudiciamento II, categoria di sovratensione III, a norme EN 60730.
es Grado de suciedad II, Categoria de altatensión III, según EN 60730.
sv Grad av nedsmutsningsgrad II, Överspänningskategori III, enligt EN 60730.
nl Vervuilingsgraad II, Overspanningskategorie III, volgens EN 60730.

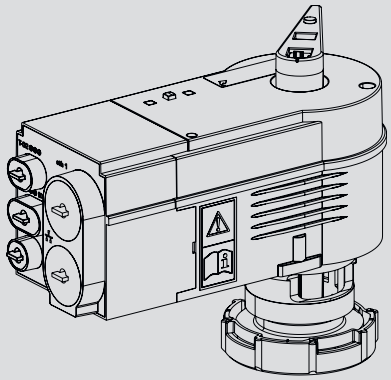

2.4 GHz, 7 mW

WLAN 2.4 GHz, 46 mW

55 °C 131 °F -10 14

5-85%RH

Software A EN 60730

Type 1AB EN 60730

IP54 EN60529

III

Sauter Smart Actuator App

Download on the App Store

GET IT ON Google Play

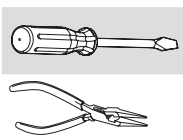

Ø max. 4.5 mm

de Inbetriebnahme
fr Mise en service
en Startup
it Messa in servizio
es Puesta in marcha
sv Driftstart
nl Inbedrijfsname

www.sauter-controls.com

DE EN FR
Extranet
SAUTER worldwide
AKM115SAF

Produktdatenblatt
Données produit
Datasheet
Scheda dati
Ficha de datos
Datablad
Data papier

CASE Suite

de Parametrier-Software
fr Logiciel de paramétrage
en Parametering software
it Software di parametraggio
es Software de parametrización
sv Parametrerings mjukvara
nl Parametrering-software

www.sauter-controls.com

DE EN FR
Extranet
SAUTER worldwide
CASE

Handbuch
Manuel
Manual
Manuale
Manual
Manuell
Handleiding

de Kabelzubehör: siehe Produktdatenblatt PDS 53.110
fr Accessoires pour câbles : voir la fiche technique PDS 53.110
en Cable accessories: see product data sheet PDS 53.100
it Accessori per cavi: vedere scheda tecnica del prodotto PDS 53.110
es Accesorios de cable: ver hoja de datos del producto PDS 53.110
sv Kabeltillbehör: se produktdatablad PDS 53.110
nl Kabeltoebehoren: zie productgegevensblad PDS 53.110

05393601000	1 x	
	1 x	
	1 x	
	1 x	
05302401000	2 x	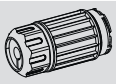

[mm]

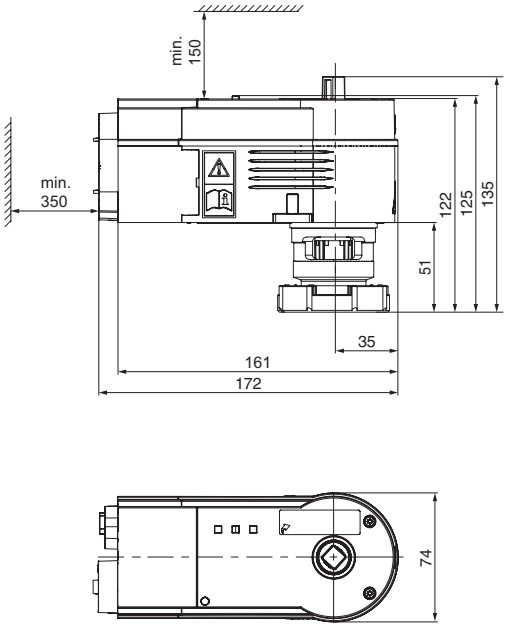

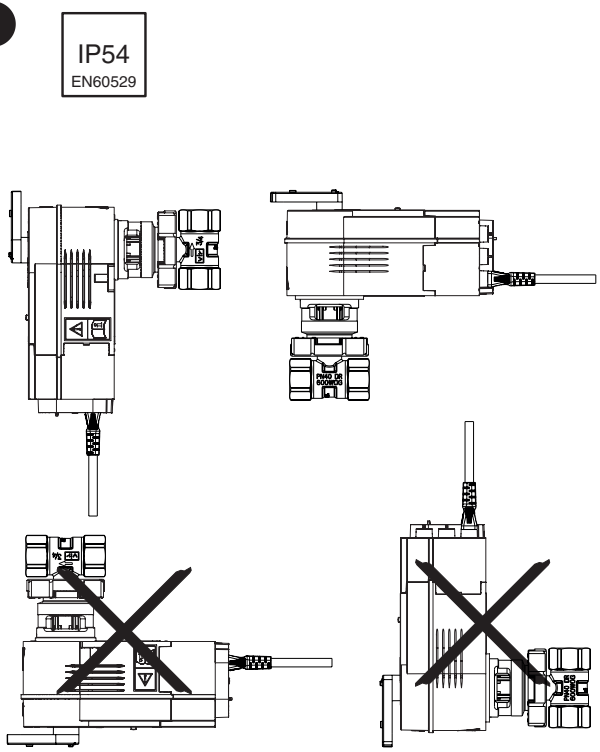

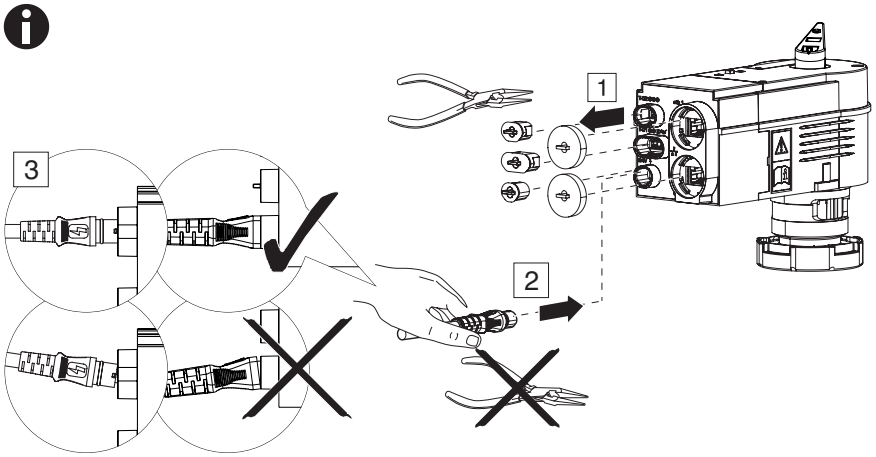

de Ohne Stopfen kein IP-Schutz
Stecker nicht verkanten, sonst kein IP-Schutz
fr Sans bouchon, pas de protection IP
Ne pas incliner le connecteur, sinon il n'y a pas de protection IP
en Without plugs no IP protection
Do not tilt the connector, otherwise there is no IP protection
it Nessuna protezione IP senza tappi
Non inclinare il connettore, altrimenti non c'è protezione IP
es Sin prensaestopas no hay protección IP
No incline el conector, de lo contrario no hay protección IP
sv Utan propp, inget IP-skydd
Luta inte kontakten, annars finns det inget IP-skydd
nl Zonder stop geen IP-beveiliging
Kantel de connector niet, anders is er geen IP-bescherming

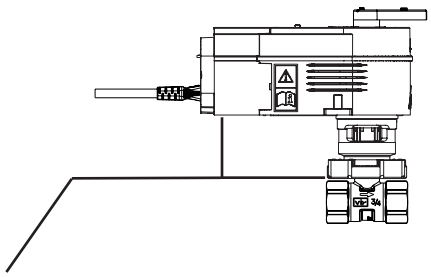

de Nicht isolieren und von Schmutz freihalten.
fr Ne pas isoler, éviter les encrassements.
en Do not insulate; keep free of dirt and contamination.
it Non isolare e mantenere pulito.
es No aislar, mantener libre de suciedad y contaminación.
sv Isolera ej och håll fritt från smuts.
nl Niet isoleren en vrijhouden van vervuiling.

1

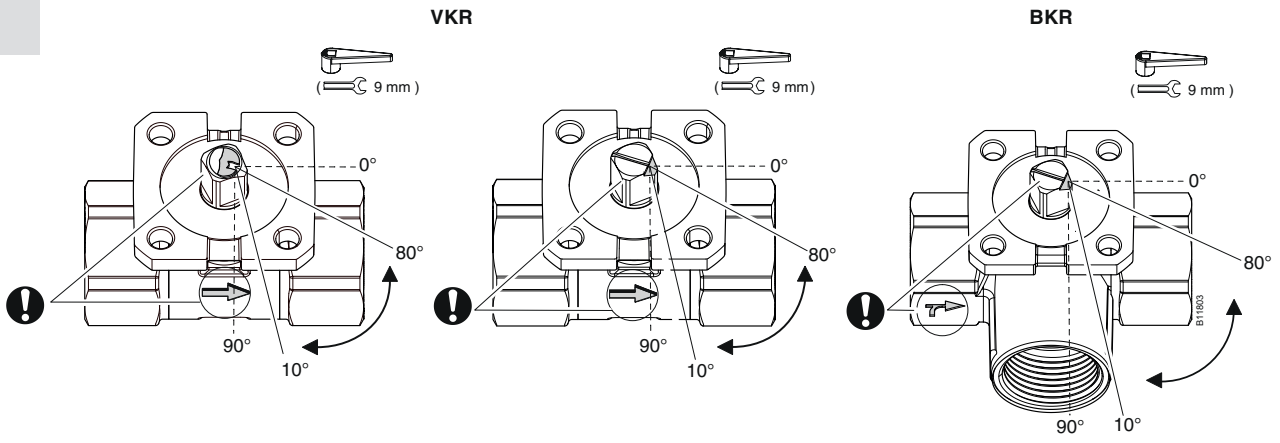

2

de Montage
fr Montage
en Mounting
it Montaggio
es Montaje
sv Montering
nl Montage

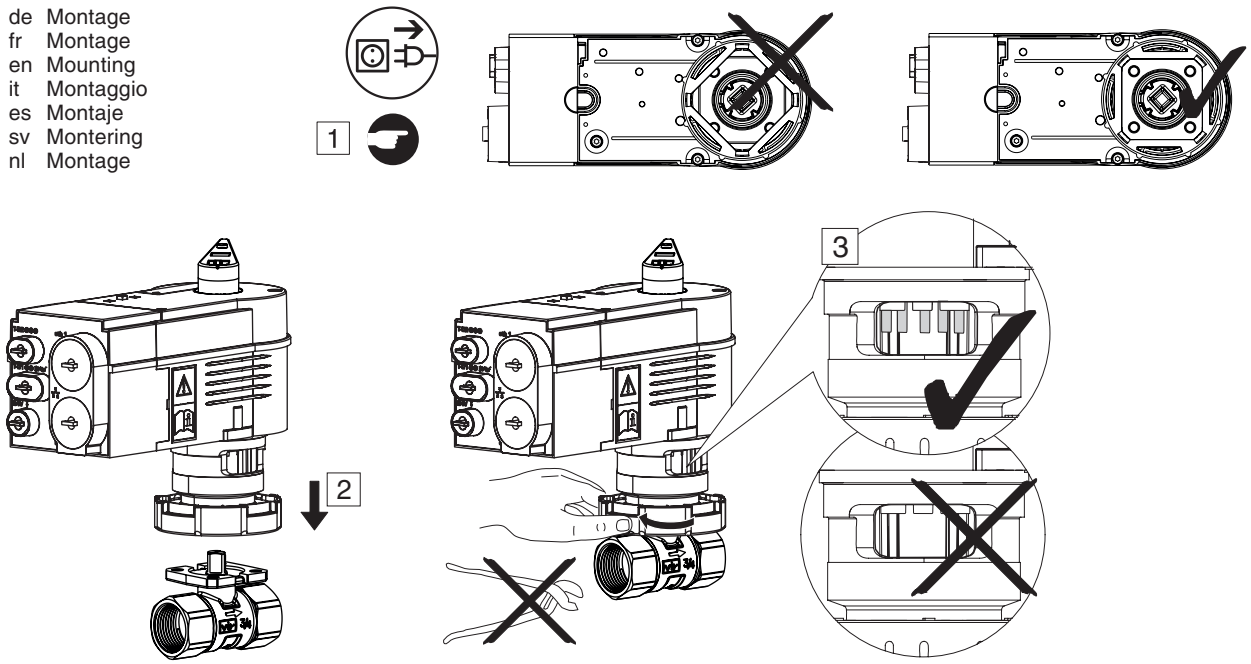

3

de Handverstellung
fr Réglage manuel
en Manual adjustment
it Regolazione manuale
es Ajuste manual
sv Manuell justering
nl Handmatige aanpassing

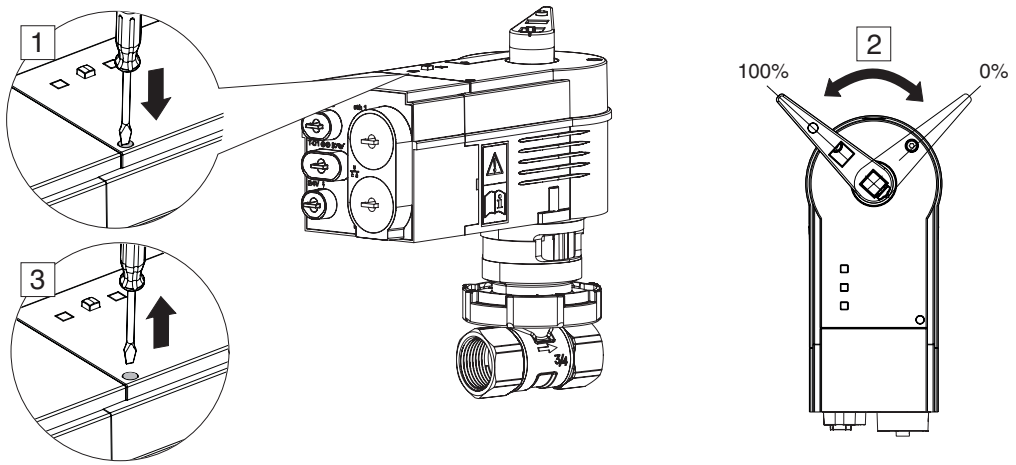

4

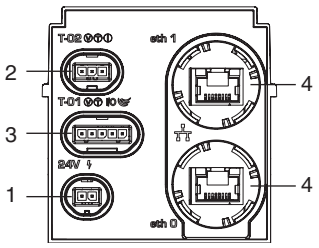

Item	Symbol	Designation	O-ring	Connector/cable (cable length max. 30 m)	Sauter no.
1	ϟ	Power supply	RD	BU, BN	053060200...
		24 V Daisy	RD		053060201...
		24 V Y cable	RD		053060202...
2	Ⓥ	24 V, 0 ... 10 V	YE	GY, BU, BN	053060310...
	Ⓘ	24 V, 0...20 mA	BU	GY ✕ 24V, BU, BN, 500 Ω	053060311...
	Ⓣ	PT1000	BK		053060320...
		NI1000	WH		053060321...
3	I/O	Actuator ↔ I/O-Box	BU		053060530...
		SLC RS485 [1]	GN	BN, BU, GY, PK, YE	053060535...
	Ⓥ	24 V, 0 ... 10 V	YE	BN, BU, GY	053060510...
4	⊥	RJ45 [2]			

	BK	BN	BU	GN	GY	OG	PK	RD	WH	YE
de	schwarz	braun	blau	grün	grau	orange	rosa	rot	weiß	gelb
fr	noir	brun	bleu	vert	gris	orange	rose	rouge	blanc	jaune
en	black	brown	blue	green	grey	orange	pink	red	white	yellow
it	nero	marrone	azzuro	verde	grigio	arancia	roze	rosso	bianco	giallo
es	negro	marrón	azul	verde	gris	naranjado	rosa	rojo	blanco	amarillo
sv	svart	brun	blå	grön	grå	orange	rosa	röd	vit	gul
nl	zwart	bruin	blauw	groen	grijs	oranje	ros	rood	wit	geel

[1] de Bei Verwendung von Kabel 053060535xx in Kombination mit EY-RU3xx oder EY-CM581 ist das Zubehör 0940360012 zu verwenden.
fr En cas d'utilisation d'un câble 053060535xx en combinaison avec EY-RU3xx ou EY-CM581, utiliser l'accessoire 0940360012.
en If cable 053060535xx is used in combination with EY-RU3xx or EY-CM581, accessory 0940360012 must be used.
it Se si utilizza il cavo 053060535xx in combinazione con EY-RU3xx o EY-CM581, è necessario utilizzare l'accessorio 0940360012.
es Si se utiliza un cable 053060535xx en combinación con un EY-RU3xx o EY-CM581, debe emplearse el accesorio 0940360012.
sv Om du använder kabeln 053060535xx i kombination med EY-RU3xx eller EY-CM581 ska tillbehöret 0940360012 användas.
nl Bij gebruik van kabel 053060535xx in combinatie met EY-RU3xx of EY-CM581 moet het accessoire 0940360012 worden gebruikt.

[2] de Ø 4.5–7.5 mm, min. CAT 5e S/FTP; NICHT ZULÄSSIG: U/UTP, F/UTP, U/FTP & SF/UTP
fr Ø 4.5–7.5 mm, min. CAT 5e S/FTP; NON AUTORISÉ : U/UTP, F/UTP, U/FTP & SF/UTP
en Ø 4.5–7.5 mm, min. CAT 5e S/FTP; NOT ALLOWED: U/UTP, F/UTP, U/FTP & SF/UTP
it Ø 4.5–7.5 mm, min. CAT 5e S/FTP; NON CONSENTITO: U/UTP, F/UTP, U/FTP & SF/UTP
es Ø 4.5–7.5 mm, min. CAT 5e S/FTP; NO SE PERMITE: U/UTP, F/UTP, U/FTP & SF/UTP
sv Ø 4.5–7.5 mm, min. CAT 5e S/FTP; INTE TILLÅTET: U/UTP, F/UTP, U/FTP & SF/UTP
nl Ø 4.5–7.5 mm, min. CAT 5e S/FTP; NIET TOEGESTAAN: U/UTP, F/UTP, U/FTP & SF/UTP

4.1

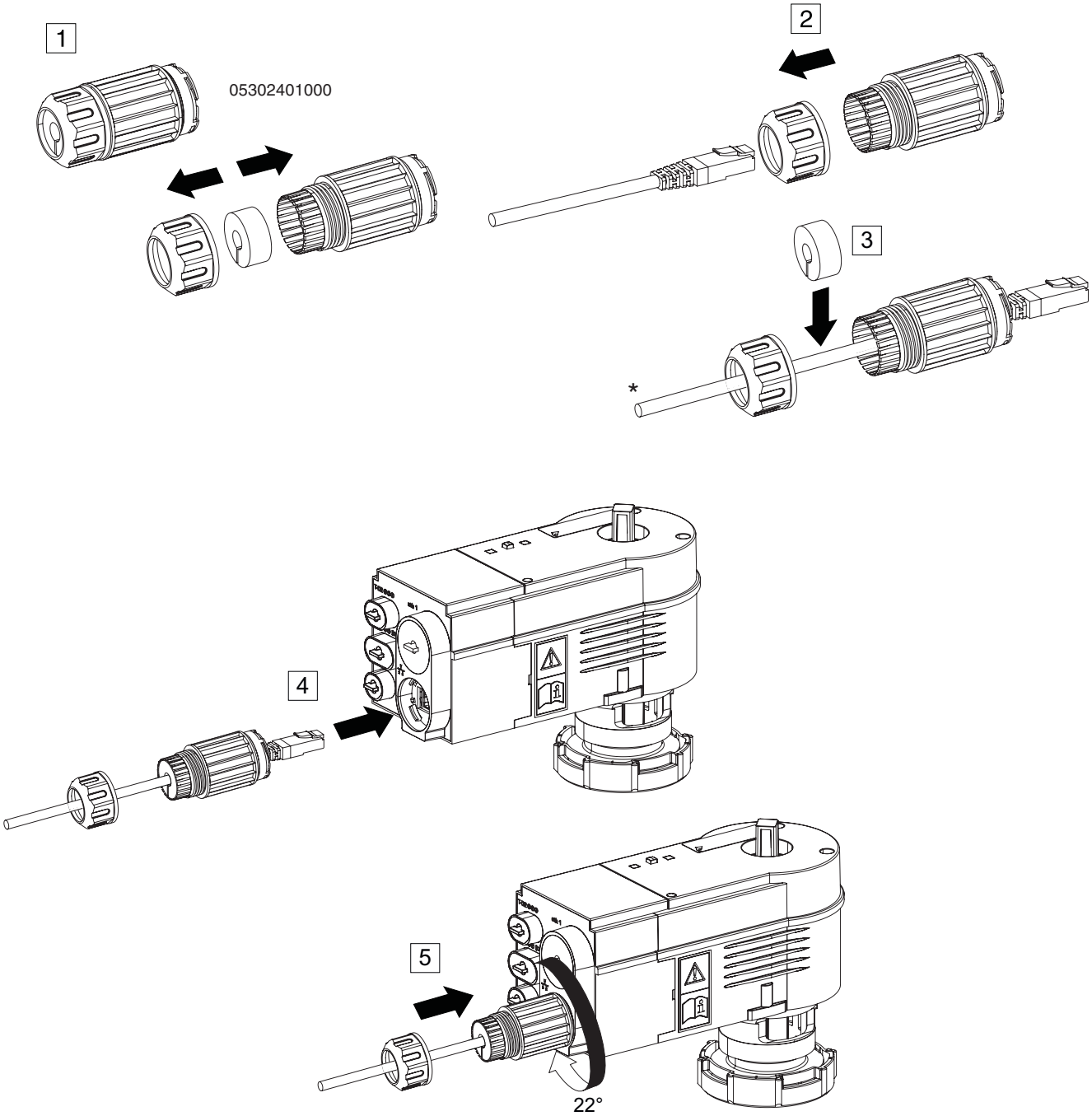

*) de Ø 4.5–7.5 mm, min. CAT 5e S/FTP;
NICHT ZULÄSSIG: U/UTP, F/UTP, U/FTP & SF/UTP
fr Ø 4.5–7.5 mm, min. CAT 5e S/FTP;
NON AUTORISÉ : U/UTP, F/UTP, U/FTP & SF/UTP
en Ø 4.5–7.5 mm, min. CAT 5e S/FTP;
NOT ALLOWED: U/UTP, F/UTP, U/FTP & SF/UTP
it Ø 4.5–7.5 mm, min. CAT 5e S/FTP;
NON CONSENTITO: U/UTP, F/UTP, U/FTP & SF/UTP
es Ø 4.5–7.5 mm, min. CAT 5e S/FTP;
NO SE PERMITE: U/UTP, F/UTP, U/FTP & SF/UTP
sv Ø 4.5–7.5 mm, min. CAT 5e S/FTP;
INTE TILLÅTET: U/UTP, F/UTP, U/FTP & SF/UTP
nl Ø 4.5–7.5 mm, min. CAT 5e S/FTP;
NIET TOEGESTAAN: U/UTP, F/UTP, U/FTP & SF/UTP

5

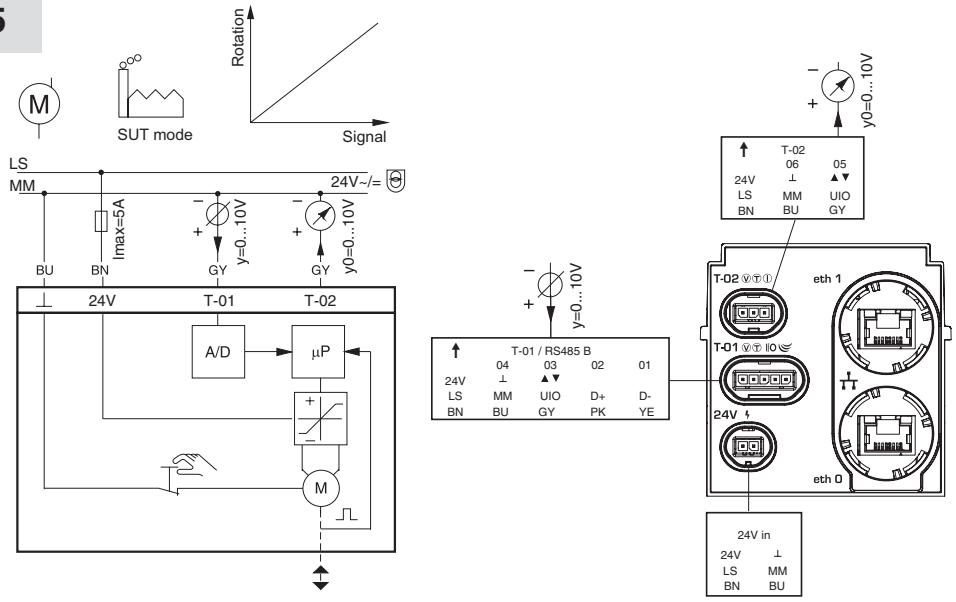

Signal	Color
LS	BN
MM	BU
UIO	GY
D+	PK
D-	YE

6a

de Verdrahtung
fr Câblage
en Wiring
it Cablaggio
es Alambrado
sv Ledningar
nl Bedrading

6b

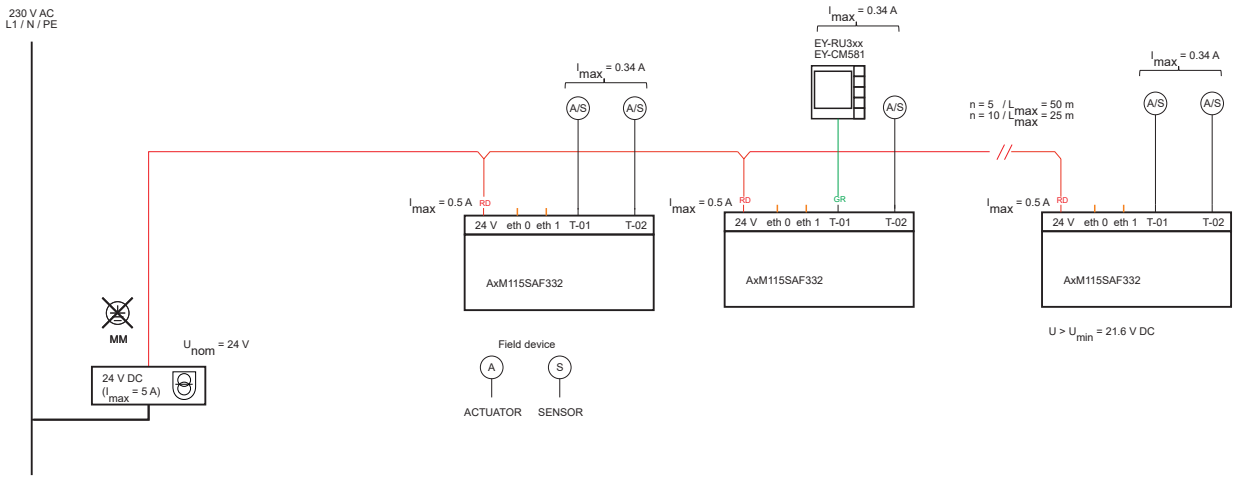

6c

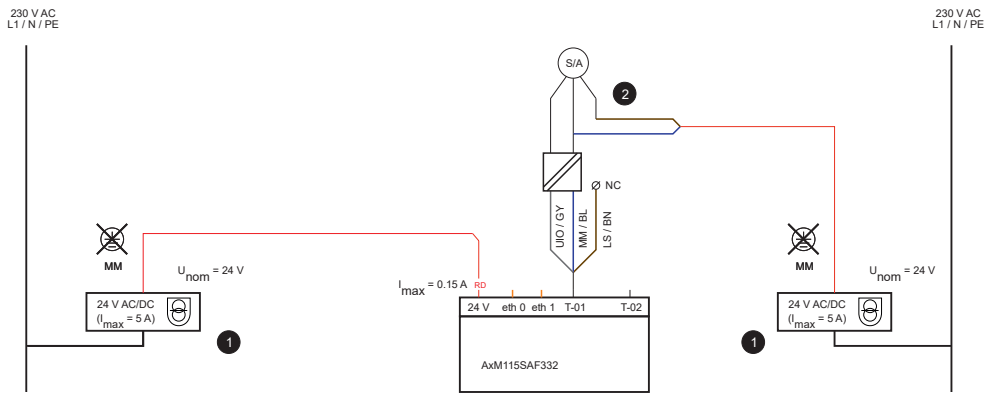
230 V AC
L1 / N / PE
230 V AC
L1 / N / PE
S/A
2
NC
UIO / GY
MM / BL
LS / BN
MM
U nom = 24 V
I max = 0.15 A
RD
24 V AC/DC
(I max = 5 A)
1
24 V eth 0 eth 1 T-01 T-02
AxM115SAF332
MM
U nom = 24 V
24 V AC/DC
(I max = 5 A)
1

6d

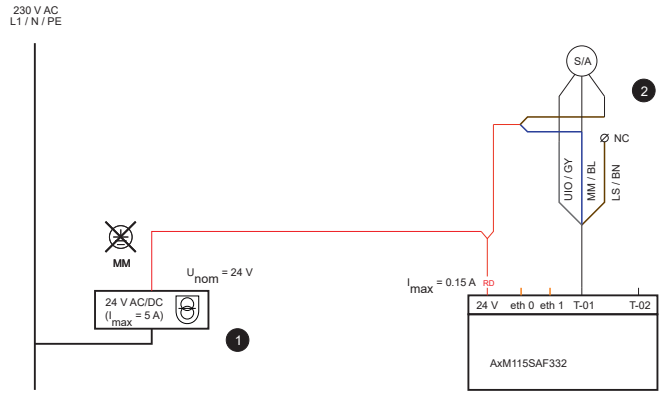
230 V AC
L1 / N / PE
S/A
2
NC
UIO / GY
MM / BL
LS / BN
MM
U nom = 24 V
I max = 0.15 A
RD
24 V AC/DC
(I max = 5 A)
1
24 V eth 0 eth 1 T-01 T-02
AxM115SAF332

6e

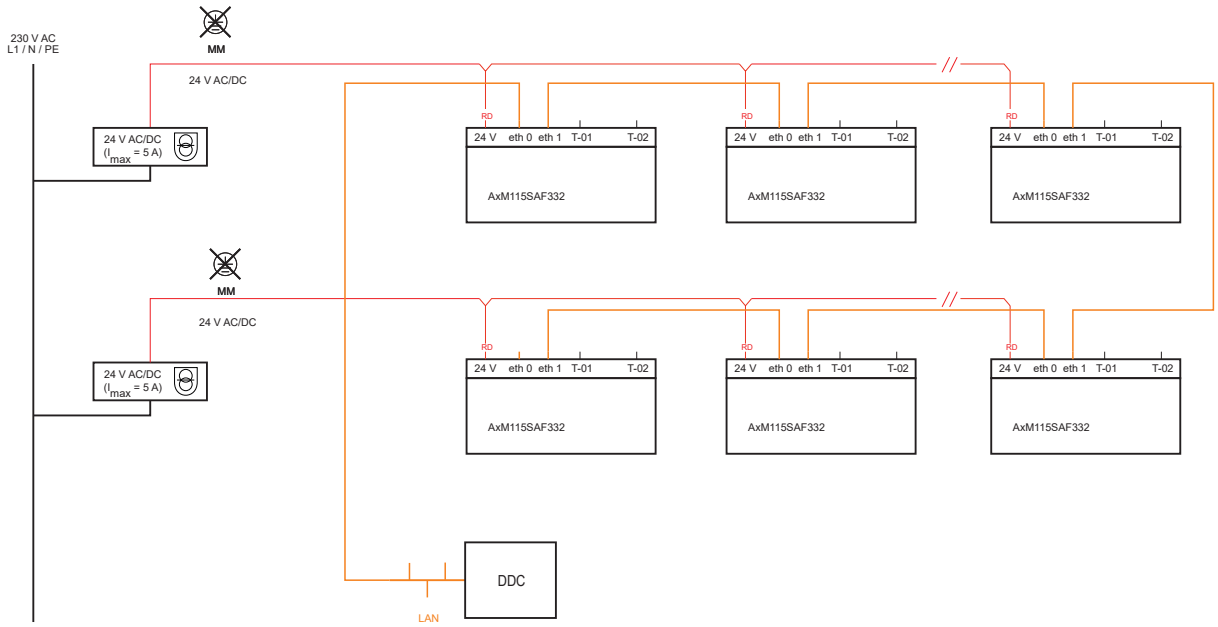
230 V AC
L1 / N / PE
MM
24 V AC/DC
24 V AC/DC
(I max = 5 A)
RD
24 V eth 0 eth 1 T-01 T-02
AxM115SAF332
MM
24 V AC/DC
24 V AC/DC
(I max = 5 A)
DDC
LAN

6f

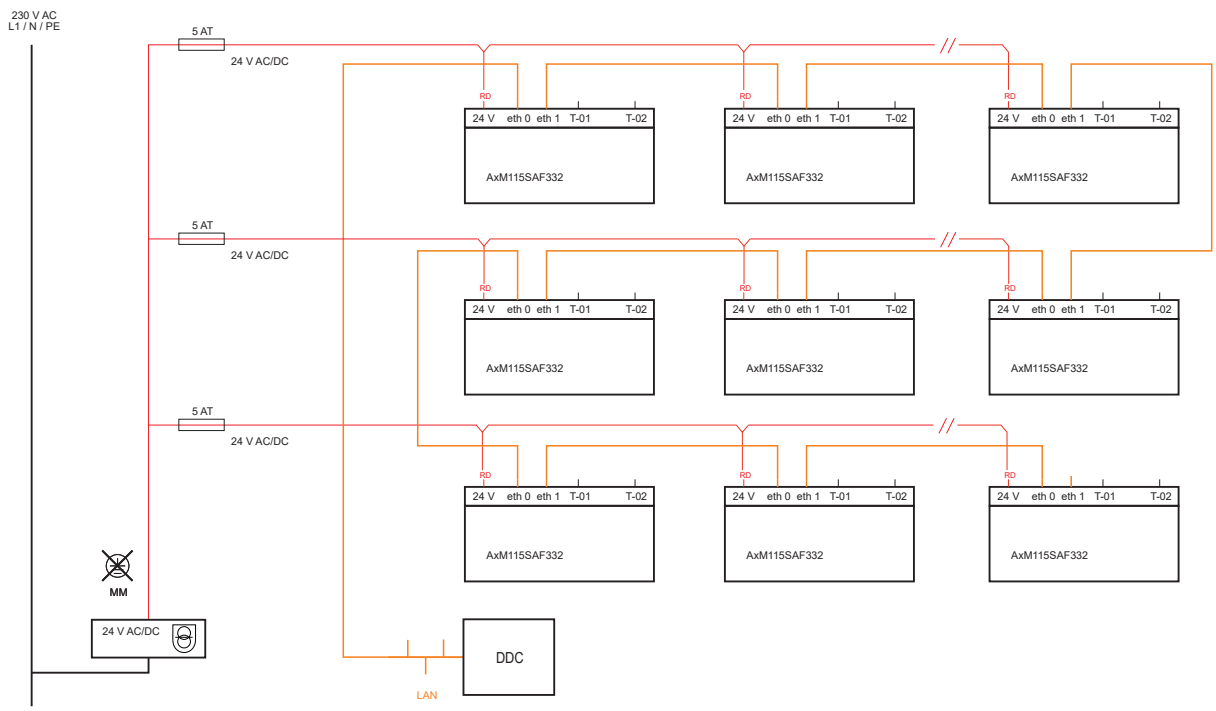

de Die maximale Leitungslänge für Standard-Twisted-Pair-Kabel (Cat5e, Cat6, Cat6a) beträgt 100 Meter (10/100BASE-T)
fr La longueur de ligne maximale pour les câbles à paires torsadées standard (Cat5e, Cat6, Cat6a) est de 100 mètres (10/100BASE-T)
en The maximum cable length for standard twisted pair cables (Cat5e, Cat6, Cat6a) is 100 m (10/100BASE-T)
it La lunghezza massima dei cavi per cavi standard a doppino ritorto (Cat5e, Cat6, Cat6a) è di 100 metri (10/100BASE-T)
es La longitud máxima del cable de par trenzado estándar (Cat5e, Cat6, Cat6a) es de 100 metros (10/100BASE-T)
sv Max. ledningslängd för Standard Twisted Pair-kablar (Cat5e, Cat6, Cat6a) är 100 meter (10/100BASE-T)
nl De maximale kabellengte voor standaard twisted pair-kabels (Cat5e, Cat6, Cat6a) is 100 meter (10/100BASE-T)

7

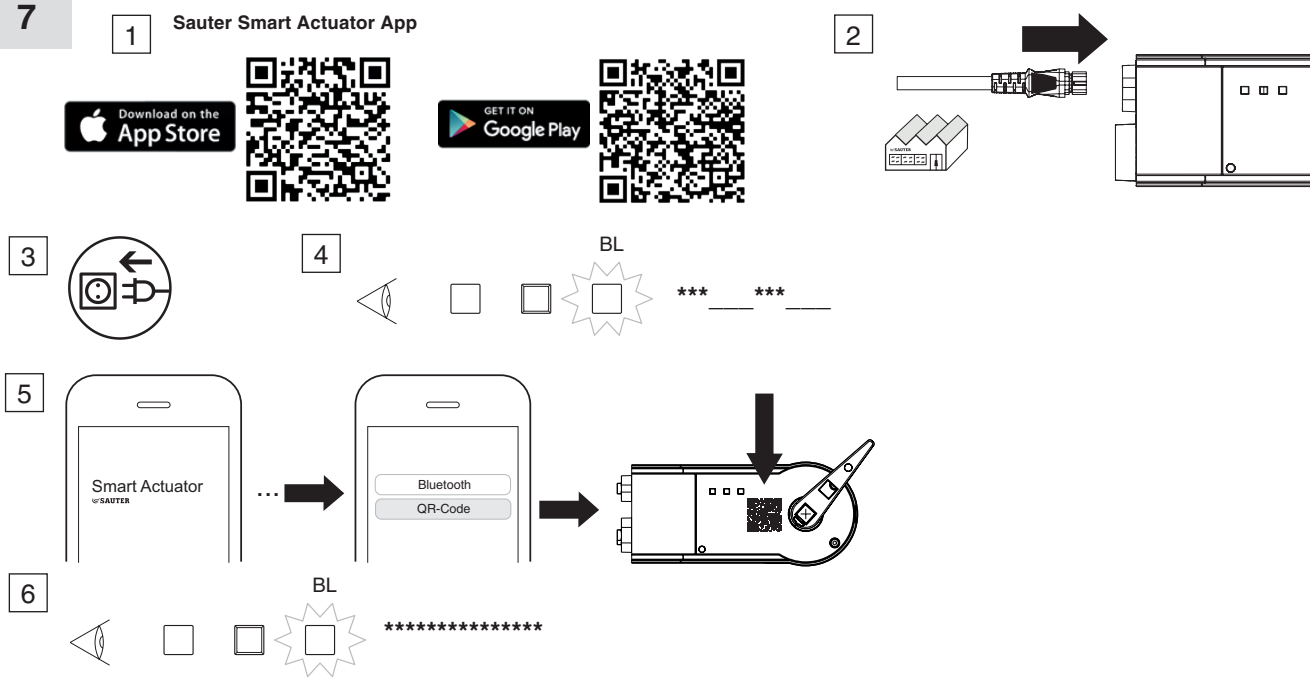

LED status	blaue LED	LED bleue	blue LED	LED blu	LED azul	Blå LED-lampa	Blauwe led
_	LED aus	LED éteinte	LED off	LED off	LED apagado	LED-lampa av	Led uit
*	LED an	LED allumée	LED on	LED on	LED encendido	LED-lampa på	Led aan
_____	Bluetooth aus	BT désactivé	Bluetooth off	Bluetooth spento	BT desactivado	Bluetooth av	Bluetooth uit
________	Bluetooth ein, nicht verbunden	BT activé, non connecté	Bluetooth on, not connected	Bluetooth on, non collegato	Bluetooth activa-do, no conectado	Bluetooth på, inte ansluten	Bluetooth aan, niet verbonden
**********	Bereit für Werks-einstellung	Prêt pour le réglage d'usine	Ready for factory setting	Pronto per l'imp. di fabbrica	Listo para el ajuste de fábrica	Redo för fabriksinställning	Klaar voor fabrieksinstelling

8

de Adaptionslauf starten
fr Démarrer la course d‘adaptation
en Start adaption rung
it Inizia la corsa di adattamento
es Iniciar la ejecución de la adaptación
sv Starta anpassningskörning
nl Start de aanpassingsrun

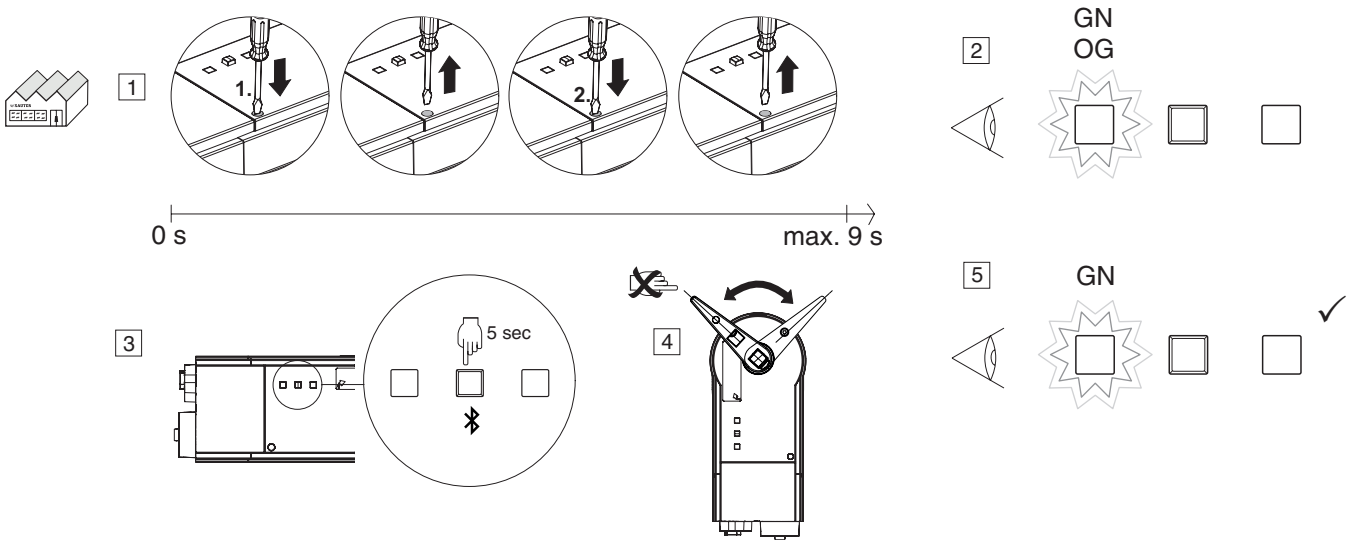

9

LED status	Color	linke LED	LED gauche	left LED	LED sinistro	LED izquierdo	Vänster LED-lampa	Linker led
_		LED aus	LED éteinte	LED off	LED off	LED apagado	LED-lampa av	Led uit
*		LED an	LED allumée	LED on	LED on	LED encendido	LED-lampa på	Led aan
_____		Spannung aus	Hors tension	Power off	Tensione disinserita	Tensión desconectada	Spänning av	Spanning uit
**********	GN	Normalbetrieb	Mode de fonctionnement normal	Normal operation	Modalità standard	Modo normal	Normal drift	Normaal bedrijf
* _ * _ * _ * _ (100 ms on/off)	GN	Adaption läuft	Adaptation en cours d‘exécution	Adaptation running	Adattamento in esecuzione	Adaptación en marcha	Anpassning löper	Aanpassing loopt
* _ * _ * _ * _ (100 ms on/off)	OG	Lokale Vorrangbedingung	Condition de priorité locale	Local override	Condizione di precedenza locale	Condición de precedencia local	Lokalt företrädestillstånd	Lokale prioriteitsvoorwaarde
**********	OG	Booten	Démarrage	Booting	Boot	Arranque	Boota	Opstarten
*** ___ *** ___ (500 ms on/off)	OG	Firmware Download	Téléchargement du micrologiciel	Firmware Download	Download del firmware	Descarga de firmware	Nedladdning av firmware	Firmware downloaden
**********	RD	Konfiguration falsch / Programm fehlt / Download	Mauvaise configuration / programme manquant / téléchargement	Wrong configuration / program missing / download	Configurazione errata / programma mancante / download	Configuración incorrecta / programa faltante / descarga	Fel konfiguration / program saknas / nedladdning	Verkeerde configuratie / programma ontbreekt / download
*** ___ *** ___ (500 ms on/off)	RD	Fehler Firmware	Erreur de micrologiciel	Firmware error	Errore firmware	Error de firmware	Firmware-fel	Firmwarefout
*** ___ *** ___ (500 ms on/off)	RD OG GN	Gerät lokalisieren	Localiser l‘appareil	Locate device	Individua il dispositivo	Localizar dispositivo	Leta upp enheten	Apparaat lokaliseren
*** ___ *** ___ (500 ms on/off)	OG	Werkseinstellung	Réglage d‘usine	Factory setting	Impostazione di fabbrica	Ajuste de fábrica	Fabriksinställning	Fabrieksinstelling

SAUTER

10

de Lokale Vorrangbedienung
fr Commande prioritaire locale
en Local priority operation
it Comando locale prioritario
es Mando local prioritario
sv Lokal prioriterad service
nl Lokale voorrangsschakeling

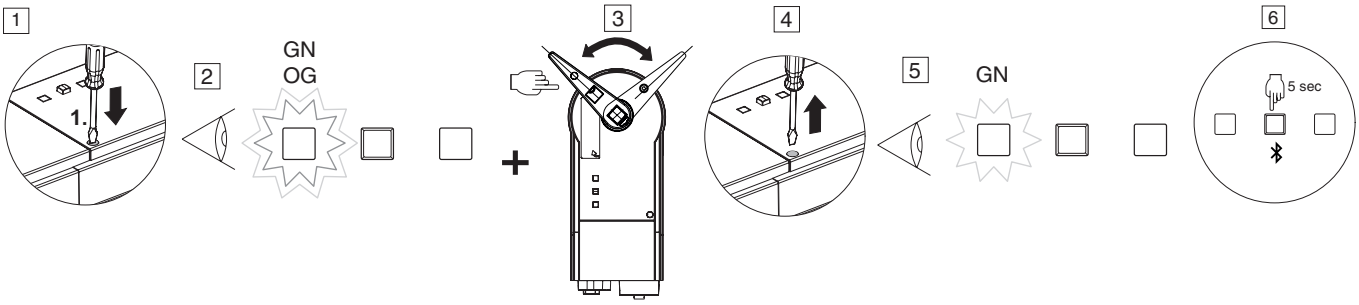

11

de Neustart in Werkseinstellung
fr Redémarrage d'usine
en Restart in factory setting
it Riavvio con impostazioni di fabbrica
es Reinicio con la configuración de fábrica
sv Omstart i fabriksinställning
nl Herstart in fabrieksinstelling

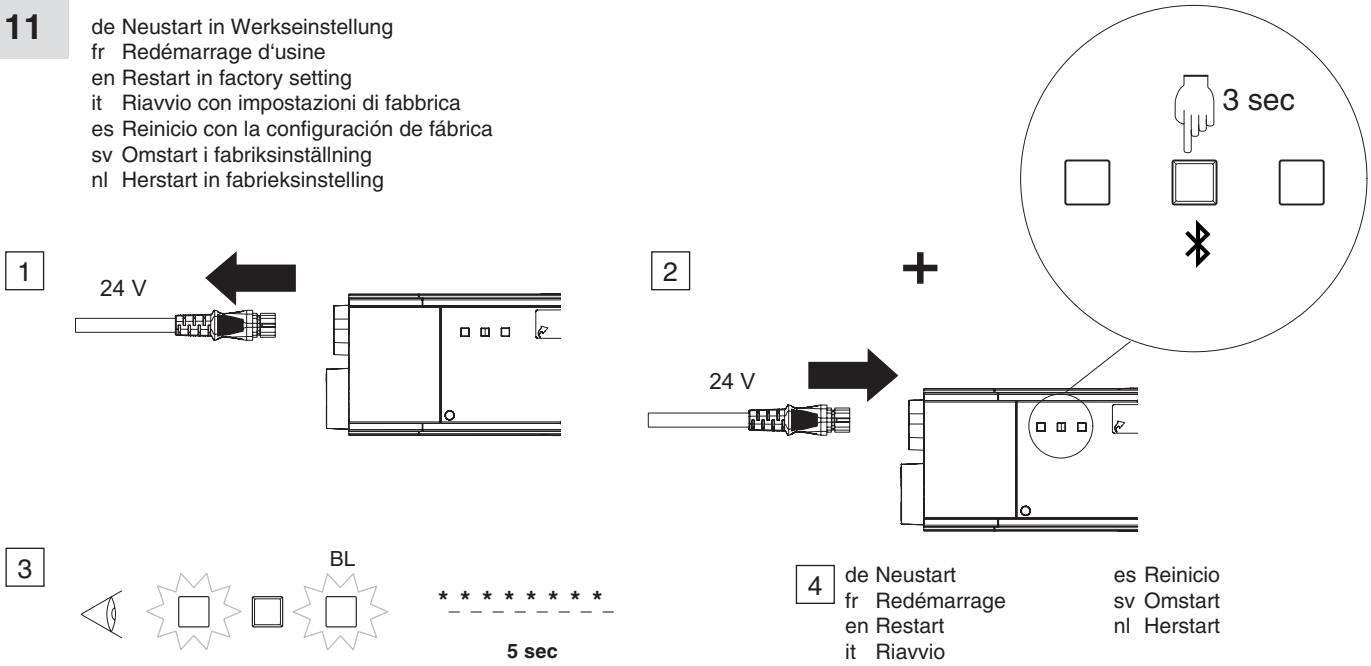

4 de Neustart
fr Redémarrage
en Restart
it Riavvio
es Reinicio
sv Omstart
nl Herstart

12

de Demontage
fr Démontage
en Dismounting
it Smontaggio
es Desmontaje
sv Nedmontering
nl Ontmanteling

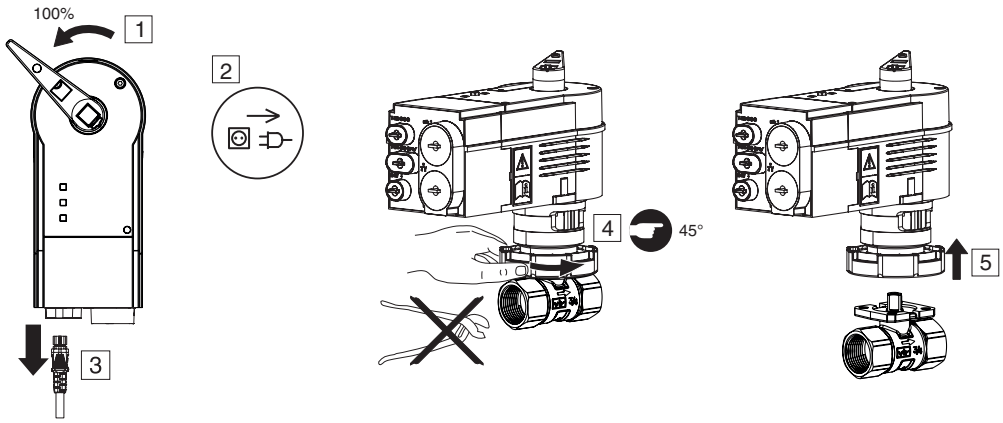

de Dokument aufbewahren
fr Ce document est à conserver
en Retain this document
it Conservare il documento
es Guardar el documento
sv Spara dokumenationen
nl Document bewaren

© Fr. Sauter AG
Im Surinam 55
CH-4058 Basel
Tel. +41 61 - 695 55 55
Fax +41 61 - 695 55 10
www.sauter-controls.com
info@sauter-controls.com

UK Importer:

Sauter (GB)
Inova House
RG24 8GG